



District Report Card: 2017


State: Tripura	District: Dhalai
Class: 3	Subject: Language
Schools: 49	Students: 598


Participation/Coverage


Students

<div>GENDER</div> <div></div>	Boys		Girls	
	Number	%	Number	%
	292	48.83	306	51.17

<div>AREA</div> <div></div>	Rural		Urban	
	Number	%	Number	%
	579	96.82	19	3.18

<div>CATEGORY</div> <div></div>	SC		ST		OBC		GEN	
	Number	%	Number	%	Number	%	Number	%
	117	19.57	352	58.86	88	14.72	41	6.86

<div>CWSN</div> <div></div>	LD	VI	HI	S&LD	ID	Oth
	2	2	1	3	3	8

<div>Management</div> <div></div>	Government		Government-aided	
	Number	%	Number	%
	598	100.00	0	0.00

Average Performance of Students in Language (%)

Overall	Gender		Area		Management		Social Group			
	Male	Female	Rural	Urban	Govt.	Aided	SC	ST	OBC	GEN
61.18	57.37	64.81	59.99	97.54	61.18	0.00	73.16	54.39	65.61	75.77

Performance on Learning Outcomes (LOs)

Learning Outcomes	Description	Average Performance(%)
L304	Reads small texts with comprehension i.e., identifies main ideas, details, sequence and draws conclusions	63.24
L312	Reads printed scripts on the classroom walls: poems, posters, charts etc.	57.06

Range of Performance of Students who Answered Correctly							
Below 30%		30% - 50%		50% - 75%		Above 75%	
Number	%	Number	%	Number	%	Number	%
114	19.06	108	18.06	142	23.75	234	39.13

Lowest Performing Learning Outcomes (LOs)

1 - Reads printed scripts on the classroom walls: poems, posters, charts etc. (57.06)

2 - Reads small texts with comprehension i.e., identifies main ideas, details, sequence and draws conclusions (63.24)